

**MOTOR VEHICLE INDUSTRY PORTAL
(MVIP)**

&

BUSINESS LICENSE ONLINE RENEWAL

INFORMATIONAL TUTORIAL



The Motor Vehicle Industry Portal (MVIP) is a webpage where you can enter your **BUSINESS LICENSE NUMBER** and **ACCESS CODE** to view your renewal application and business information. Go to <http://www.dmvnv.com/obl.htm> to access MVIP.

Welcome to the Nevada DMV online Business Portal. From this portal you will be able to access your business information and view or print your renewal application. Once you have verified the information on the renewal, you may choose to renew your license by selecting the link provided.

Access Code

If you did not receive an email with the access code or no longer have the email sent by the DMV, [click here](#) and enter your Business License Number and click the submit button. Another email will be sent to the address on record. If you do not receive an email, contact the Occupational Business Licensing Section at (775) 684-4690.

Business Identification
Enter the Business License Number and Access Code from your renewal notice.

Business License Number:

Access Code:

SUBMIT RESET

You may also request another e-mail notification containing your **ACCESS CODE** to be sent to the e-mail address on file with the DMV. Upon selecting the option to request another e-mail containing your **ACCESS CODE**, you will see this message:

Welcome to the Nevada DMV online Business Portal. From this portal you will be able to access your business information and view or print your renewal application. Once you have verified the information on the renewal, you may choose to renew your license by selecting the link provided.

Access Code

If you did not receive an email with the access code or no longer have the email sent by the DMV, [click here](#) and enter your Business License Number and click the submit button. Another email will be sent to the address on record. If you do not receive an email, contact the Occupational Business Licensing Section at (775) 684-4690.


Access code sent

Business License Number:

SUBMIT BACK

DMV online services are available during the following hours:
Mondays – 24 hours
Tuesday thru Friday – 2 a.m. to midnight
Saturdays – 2 a.m. to 8 p.m.
Sundays & holidays – midnight to 9 p.m.

Contact Us
Nevada Department of Motor Vehicles
Occupational Business Licensing Section
555 Wright Way
Carson City, NV 89711-0725
(775) 684-4690

 If you did not receive an e-mail notification 60 days prior to your expiration date, please ensure the Nevada DMV has your current e-mail address. Also, add our e-mail address to your contacts: dmvOBLMVIP@dmv.nv.gov to prevent your junk/spam filter from disposing of future correspondence. Call the **OCCUPATIONAL & BUSINESS LICENSING** section for more information: Northern Nevada - (775) 684-4690 or Southern Nevada – (702) 486-8620.

Once you have entered your **BUSINESS LICENSE NUMBER** and **ACCESS CODE** into the “Business Identification” area to enter the Portal, you will be taken to the **GENERAL INFORMATION** page where you may proceed with viewing your business information and retrieve your renewal application:





Motor Vehicle Industry Portal



Name: TEST DEALERSHIP License #: DLR000040496

Mailing Address: 555 WRIGHT WAY, CARSON CITY, NV 89711

Location: 555 WRIGHT WAY, CARSON CITY, NV 89711

Business Information				
Business Name	TEST DEALERSHIP			
Owner Type	INDIVIDUAL			
Corporation Name				
FEIN	012345678			

Address				
	Street	City	State	ZIP Code
Mailing	555 WRIGHT WAY	CARSON CITY	NV	897110002
Physical	555 WRIGHT WAY	CARSON CITY	NV	897110002


Principals	
SALESMAN, TEST	

Business Licenses Information			
Business License Number	DLR000040496	License Type	DEALER

Contact Information		
Phone	Fax	E-Mail
N/A	N/A	TEST@DEALERSHIP.COM

Activities	
NEW MOTOR VEHICLE	
USED MOTOR VEHICLE	

Franchises	
TEST	

 The purpose of MVIP is to enable you to view your current business information on file with the Nevada Department of Motor Vehicles and print your renewal documents. If you require any changes, please contact the **OCCUPATIONAL AND BUSINESS LICENSING** section for more information: Northern Nevada - (775) 684-4690 or Southern Nevada – (702) 486-8620.

When you select “RENEWAL INFORMATION” from the menu bar on the left, you can print your renewal documents by clicking :

Nevada **DMV** Nevada Department of Motor Vehicles

Motor Vehicle Industry Portal

Name: [Business Name] **License #:** BD0000099999
Mailing Address: 555 Wright Way, Carson City, NV 89511
Location: 555 Wright Way, Carson City, NV 89511

Renewal Information

Expiration Date: 12/31/2011
Access Code: 123456
Business Renewal: [Click Here](#)
BodyShop Survey: [Click Here](#)
Renewal Application:

Jan Feb Mar Apr May Jun Jul Aug Sep Oct Nov Dec

Renewal Application can be generated from 2 months prior to the expiration date to 6 months after the expiration date of the license. Once the license is renewed the renewal application cannot be generated. Please contact the DMV to renew your license if you are past 6 months of the expiration date of the license.

[Business Licensing](#) | [DMV Home Page](#) | [Online Services](#) | [State of Nevada Home Page](#) | [Child Support form](#)

Upon clicking another window will open a printable Adobe Acrobat PDF version of your renewal documents.

Nevada **DMV** Nevada Department of Motor Vehicles

Motor Vehicle Industry Portal

http://dmvccwebuat1:8088/DMV/OBL/MVIP/Pages/BusinessRenewalPDF.aspx ...

58%

Sign

STATE OF NEVADA
DEPARTMENT OF MOTOR VEHICLES
COMPLIANCE ENFORCEMENT DIVISION

BUSINESS LICENSE RENEWAL APPLICATION
EXPIRATION DATE: JANUARY 01, 2012

PLEASE REVIEW THE INFORMATION PRINTED IN THIS RENEWAL APPLICATION FOR ACCURACY AND MAKE CORRECTIONS AS NECESSARY. PLEASE VERIFY YOUR FEIN IS CORRECT. PRINCIPAL, CORPORATION NAME, BUSINESS STRUCTURE AND/OR ADDRESS CHANGES MAY REQUIRE SUBMITTING ADDITIONAL FORMS AND DOCUMENTS. CONTACT YOUR LOCAL OCCUPATIONAL AND BUSINESS LICENSING OFFICE FOR FORMS AND ASSISTANCE IF YOU CHANGE ANY OF THE INFORMATION PROVIDED BELOW.

YOU MAY RENEW YOUR BUSINESS LICENSE, LICENSE PLATES AND SALESMAN LICENSES ON LINE AT WWW.DMVNV.COM. YOU WILL NEED AN ACCESS CODE TO PROCESS YOUR RENEWAL.
THE ACCESS CODE FOR WEB RENEWAL FOR THIS BUSINESS IS: 306343

BUSINESS NAME: TEST DEALERSHIP
OWNER TYPE: INDIVIDUAL FEIN #: XX-XXX5678

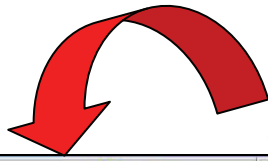
PRINCIPAL NAMES: TEST SALESMAN

BUSINESS LICENSE #: DLR000040496 TYPE OF LICENSE: DEALER

MAILING ADDRESS: 555 WRIGHT WAY CITY: CARSON CITY

1 of 4

You may view, save and print your renewal forms:



Click the printer icon to print your renewal forms.

Save a Copy Search Select 134% Sign

Pages

STATE OF NEVADA
DEPARTMENT OF MOTOR VEHICLES
COMPLIANCE ENFORCEMENT DIVISION

BUSINESS LICENSE RENEWAL APPLICATION
EXPIRATION DATE: JANUARY 01, 2012

PLEASE REVIEW THE INFORMATION PRINTED IN THIS RENEWAL APPLICATION FOR ACCURACY AND MAKE CORRECTIONS AS NECESSARY. PLEASE VERIFY YOUR FEIN IS CORRECT. PRINCIPAL, CORPORATION NAME, BUSINESS STRUCTURE AND/OR ADDRESS CHANGES MAY REQUIRE SUBMITTING ADDITIONAL FORMS AND DOCUMENTS. CONTACT YOUR LOCAL OCCUPATIONAL AND BUSINESS LICENSING OFFICE FOR FORMS AND ASSISTANCE IF YOU CHANGE ANY OF THE INFORMATION PROVIDED BELOW.

YOU MAY RENEW YOUR BUSINESS LICENSE, LICENSE PLATES AND SALESMAN LICENSES ON LINE AT WWW.DMVNV.COM. YOU WILL NEED AN ACCESS CODE TO PROCESS YOUR RENEWAL.
THE ACCESS CODE FOR WEB RENEWAL FOR THIS BUSINESS IS: 306343

BUSINESS NAME: TEST DEALERSHIP
OWNER TYPE: INDIVIDUAL FEIN #: XX-XXX5678

PRINCIPAL NAMES: TEST SALESMAN

BUSINESS LICENSE #: DLR000040496 TYPE OF LICENSE: DEALER

MAILING ADDRESS: 555 WRIGHT WAY CITY: CARSON CITY
STATE: NV ZIP: 89711-0002


PHYSICAL ADDRESS: 555 WRIGHT WAY CITY: CARSON CITY
STATE: NV ZIP: 89711-0002

EMAIL ADDRESS:
PHONE: () - FAX: () -

ACTIVITIES: NEW MOTOR VEHICLE USED MOTOR VEHICLE NEW TRAILER
USED TRAILER NEW MOTOR CYCLE USED MOTOR CYCLE
LONG TERM LESSOR

Comments Attachments

1 of 4



Click these arrows to view each page of your renewal forms.

You may also complete your renewal online by following the link as shown below:

Motor Vehicle Industry Portal

Name: TEST DEALERSHIP License #: DLR000040496
Mailing Address: 555 WRIGHT WAY, CARSON CITY, NV 89711
Location: 555 WRIGHT WAY, CARSON CITY, NV 89711

Renewal Information	
Expiration Date:	12/31/2011
Access Code:	306343
Business Renewal:	Click Here
BodyShop Survey:	Click Here
Renewal Application:	Open

Renewal Application can be generated from 2 months prior to the expiration date to 6 months after the expiration date of the license. Once the license is renewed the renewal application cannot be generated. Please contact the DMV to renew your license if you are past 6 months of the expiration date of the license.

[Business Licensing](#) | [DMV Home Page](#) | [Online Services](#) | [State of Nevada Home Page](#) | [Child Support form](#)

The link will take you from the MOTOR VEHICLE INDUSTRY PORTAL (MVIP) to the BUSINESS LICENSE RENEWAL homepage. Again, you will enter your BUSINESS LICENSE NUMBER and ACCESS CODE to begin the renewal process:

State of Nevada Business License Renewal

You cannot renew on WEB after the expiration date of your license. Please contact your local DMV office.

Thank you for using the Nevada DMV online Business License renewal. Your business record will be updated instantly upon successful completion. The business license, occupational license(s), plate registration(s), plate and new plate(s) will be mailed from Carson City within two business days.

Please read the following information before you renew online:

Is Your Information Correct?
Renewals are sent to the address of record. If your renewal notice contains any incorrect information, please contact your local OBL office. You must have an *access code* to renew online.

Is Your Renewal Early or Late?
You may renew online approximately 45 days before the expiration of your Business License. Late renewals cannot be processed online.

Child Support Information.
A child support form must be completed by each principal and salesperson, pursuant to *Nevada Revised Statutes*. The completed form must be kept as part of the business records at the principal location. [Child Support form](#)

County/City Business License Information.
A current City or County business license must be maintained at the established place of business.

Secretary of State Filing.
If applicable, a current filing with the Secretary of State must be maintained by your business.

Additional Plates.
If your business is eligible for additional business plates, you may request them during the renewal transaction.

BEGIN HERE Business Identification
Enter the Business License Number and Access Code from your renewal notice.

Business License Number: |
Access Code: |

Submit Reset

Payment Options
Use E-Check or your Debit Card!




eCheck
STAR NYCE
VISA MasterCard DISCOVER

There is no extra charge or 'convenience fee' for DMV online services. We encourage you to use E-Check or the debit card for your checking account. This saves your taxpayer dollars through reduced fees.

DMV also accepts major credit cards. And, no matter how you pay, your transaction is handled through

Enter your BUSINESS LICENSE NUMBER & ACCESS CODE here to begin your renewal process.

You will be directed to the **BUSINESS INFORMATION** page where you may review your information and will be asked to confirm your e-mail address. Once you are finished, just click **Next** on the bottom of each page and follow the instructions to complete each section of your renewal:

Business License Renewal

Business Information	Business License # - DLR000040496 Type - DEALER																							
Bond and Insurance Information	Instructions Note: A child support form must be completed by each principal listed pursuant to Nevada Revised Statutes. The completed form must be kept as part of the business records at the principal location. Please enter your email address in the space provided.																							
Salesman Renewal	Business Information Business Name TEST DEALERSHIP Owner Type INDIVIDUAL Corporation Name FEIN XX-XXX5678																							
Plate Renewal	Principals SALESMAN, TEST																							
Attest																								
Fee Payment	Business License Information Business License Number DLR000040496 License Type DEALER																							
Renewal Confirmation	Address <table border="1" style="width: 100%; border-collapse: collapse;"> <thead> <tr> <th></th> <th>Street</th> <th>City</th> <th>State</th> <th>ZIP Code</th> </tr> </thead> <tbody> <tr> <td>Mailing</td> <td>555 WRIGHT WAY</td> <td>CARSON CITY</td> <td>NV</td> <td>897110002</td> </tr> <tr> <td>Physical</td> <td>555 WRIGHT WAY</td> <td>CARSON CITY</td> <td>NV</td> <td>897110002</td> </tr> </tbody> </table> Contact Information <table border="1" style="width: 100%; border-collapse: collapse;"> <thead> <tr> <th>Phone</th> <th>Fax</th> <th colspan="2">E-Mail</th> </tr> </thead> <tbody> <tr> <td></td> <td></td> <td>Email Address</td> <td>Confirm Email Address Save</td> </tr> </tbody> </table> Activities NEW MOTOR VEHICLE USED MOTOR VEHICLE		Street	City	State	ZIP Code	Mailing	555 WRIGHT WAY	CARSON CITY	NV	897110002	Physical	555 WRIGHT WAY	CARSON CITY	NV	897110002	Phone	Fax	E-Mail				Email Address	Confirm Email Address Save
	Street	City	State	ZIP Code																				
Mailing	555 WRIGHT WAY	CARSON CITY	NV	897110002																				
Physical	555 WRIGHT WAY	CARSON CITY	NV	897110002																				
Phone	Fax	E-Mail																						
		Email Address	Confirm Email Address Save																					
	Franchises TEST																							

Next

Once you have verified your information in the **BOND AND INSURANCE INFORMATION** and **SALESMAN RENEWAL** sections, you will arrive at the **PLATE RENEWAL** section where you may renew or request additional plates by typing your selections in the fields shown below:





Business License Renewal

Business Information	Business License # - DLR000040496 Type - DEALER																
Bond and Insurance Information	Instructions Select the plates that you wish to renew. If any of the plates have been lost, select the lost status for that plate. Stolen plates must be reported to the nearest law enforcement agency. Any plates that are not being renewed must be surrendered to the Department. If you wish to order new plates, enter the number of plates you are requesting. Dealer plates are limited to the total of active salesperson licenses and principals multiplied by 1.5, rounded to the nearest whole number. Loan license plates are limited to 40. Additional supplemental loan license plates may be requested. Loan family plates are limited to 6 and are included in the maximum amount of 40 loan plates. Both motorcycle and vehicle plates are included in the plate limits. Please contact your local Occupational and Business Licensing office for further information.																
Salesman Renewal	Plate Renewal Additional Plate requests																
Attest	<table border="1" style="width: 100%; border-collapse: collapse;"> <tr> <td style="width: 20%;">Dealer</td> <td style="width: 10%;"><input type="checkbox"/></td> <td style="width: 20%;">Loan</td> <td style="width: 10%;"><input type="checkbox"/></td> <td style="width: 20%;">Loan Family</td> <td style="width: 10%;"><input type="checkbox"/></td> <td style="width: 10%;">Total</td> <td></td> </tr> <tr> <td>Dealer Motorcycle</td> <td><input type="checkbox"/></td> <td>Loan Motorcycle</td> <td><input type="checkbox"/></td> <td>Loan Family Motorcycle</td> <td><input type="checkbox"/></td> <td></td> <td></td> </tr> </table>	Dealer	<input type="checkbox"/>	Loan	<input type="checkbox"/>	Loan Family	<input type="checkbox"/>	Total		Dealer Motorcycle	<input type="checkbox"/>	Loan Motorcycle	<input type="checkbox"/>	Loan Family Motorcycle	<input type="checkbox"/>		
Dealer	<input type="checkbox"/>	Loan	<input type="checkbox"/>	Loan Family	<input type="checkbox"/>	Total											
Dealer Motorcycle	<input type="checkbox"/>	Loan Motorcycle	<input type="checkbox"/>	Loan Family Motorcycle	<input type="checkbox"/>												
Fee Payment	Plate Information <table border="1" style="width: 100%; border-collapse: collapse;"> <tr> <td style="width: 50%;">Total Plates</td> <td style="width: 50%; text-align: center;">0</td> </tr> <tr> <td>Total Plates Renewed</td> <td style="text-align: center;">0</td> </tr> </table>	Total Plates	0	Total Plates Renewed	0												
Total Plates	0																
Total Plates Renewed	0																
Renewal Confirmation	<div style="text-align: center;"> Next </div>																

Next

[Business Licensing](#) | [DMV Home Page](#) | [Online Services](#) | [State of Nevada Home Page](#) | [Child Support form](#)

After you complete the ATTESTATION, you will arrive at the FEE PAYMENT screen. Please select your preferred payment type:





Business License Renewal				
Business Information	Business License # -	DLR000040496	Type -	DEALER
Bond and Insurance Information	Fee Payment			
Salesman Renewal	Description	Quantity	Fee	Total Fees
Plate Renewal	DEALER LICENSE - RENEWAL	1	\$50.00	\$50.00
Attest				
Fee Payment	Total Fees to be Paid			\$50.00
Renewal Confirmation	<p>Important:</p> <p>[1] If you are processing multiple renewals using the same account number and the fees are the same for each, please wait at least 5 minutes between each renewal. Otherwise the system will consider it as duplicate payment.</p> <p>[2] If you are paying using E-Check/ACH and the name on the account is a business name, please enter the name between First Name and Last Name fields.</p> <p>[3] If you would like to receive a written confirmation via email, please list your email address, as requested in Step 5. Your email address will not be shared or sold by the Department of Motor Vehicles.</p>			

To proceed, please select a Payment Type.

Payment Type ACH/E-Check Amount Due \$ 50.00
 Debit/Credit Card
















[PREV](#)

Upon selecting your payment type, additional fields will populate. Please complete the required information and click .

Insurance Information	DEALER LICENSE - RENEWAL	1	\$50.00	\$50.00
Salesman Renewal				
Plate Renewal				
Attest	Total Fees to be Paid			\$50.00
Fee Payment	<p>Important:</p> <p>[1] If you are processing multiple renewals using the same account number and the fees are the same for each, please wait at least 5 minutes between each renewal. Otherwise the system will consider it as duplicate payment.</p> <p>[2] If you are paying using E-Check/ACH and the name on the account is a business name, please enter the name between First Name and Last Name fields.</p> <p>[3] If you would like to receive a written confirmation via email, please list your email address, as requested in Step 5. Your email address will not be shared or sold by the Department of Motor Vehicles.</p>			
Renewal Confirmation	<div style="text-align: center; margin-bottom: 10px;"> <p>Payment Type <input type="radio"/> ACH/E-Check Amount Due \$ 50.00 <input checked="" type="radio"/> Debit/Credit Card</p> <div style="display: flex; justify-content: center; gap: 10px;">        </div> </div> <p style="text-align: center;">Debit/Credit Card Input * - Required fields</p> <p>1 STEP 1: Enter your name exactly as it appears on your credit card.</p> <p>Name on Credit Card * <input style="width: 90%;" type="text"/></p> <p>2 STEP 2: Enter your credit card number. The system will recognize the credit card type.</p> <p>Credit Card Number * <input style="width: 90%;" type="text"/></p> <p>3 STEP 3: Enter the expiration date of your credit card.</p> <p>Expiration Date * Month: <input type="text" value="MM"/> Year: <input type="text" value="YY"/></p> <p>4 STEP 4: Optional - Enter your e-mail address.</p> <p>E-Mail Address <input style="width: 90%;" type="text"/></p> <p>5 STEP 5: Click 'Submit' to complete.</p> <div style="display: flex; justify-content: center; gap: 20px; margin-top: 5px;"> Click <input style="border: 2px solid red; border-radius: 50%; padding: 5px 15px;" type="button" value="Submit"/> <input type="button" value="Cancel"/> </div> <p style="font-size: small; color: red; margin-top: 5px;">Important: By clicking on the Submit button, your debit/credit card will be charged and this transaction will be completed. You cannot cancel this transaction later. If the transaction is successful, you will be redirected to a different page. IE and Netscape browsers are supported.</p> <p style="text-align: center; color: blue; text-decoration: underline;">PREV</p> <p style="text-align: center; color: blue;">Contact Us</p>			

Once you have submitted your payment, you will receive confirmation that your renewal was completed. Your documents will arrive by mail in 7-10 days.





Business License Renewal

Business Information

Business License # -

DLR000040496

Type -

DEALER

Congratulations !!!

Friday, November 18, 2011

The following Business License was successfully Renewed

Instructions

Please print this page for your records. Your new License and/or Registrations will arrive by mail in 7-10 days.

Business Name	TEST DEALERSHIP
Business License Number	DLR000040496
Transaction Confirmation Number	64442053
Payment Confirmation Number	11111800433691
Total Amount Charged	\$50.00

Thank you for using DMV Online Services.
CLOSE

● **Contact Us**

Nevada Department of Motor Vehicles
 555 Wright Way
 Carson City, NV 89711-0725
 E-mail: info@dmv.nv.gov

Call a customer service representative:
Las Vegas Area (702) 486-8620
Reno/Sparks/Carson City (775) 684-4690
 TDD (Hearing Impaired *Only*) (775) 684-4904

Bond and Insurance Information

Salesman Renewal

Plate Renewal

Attest

Fee Payment

Renewal Confirmation



If you have additional questions, please contact the OCCUPATIONAL AND BUSINESS LICENSING SECTION
555 Wright Way, Carson City, NV 89711
Northern Nevada - (775) 684-4690
Southern Nevada – (702) 486-8620
E-mail: info@dmv.nv.gov